



VINYL BUILDINGS AND BARNES

FOR YOUR YARD AND GARDEN

DURABLE • APPEALING • CONVENIENT

YOUR BACKYARD STORAGE SOLUTION



Everyone knows what its like to try to find space in the garage for one more thing and the frustration of having barely enough room to park the car in the garage with room to open the doors. If you've been dreaming of organizing your life and all its stuff, you just found the number one place to start making that dream come true! We have the solution! A beautiful storage structure for your backyard will empty your garage and basement to let them be used the way they were meant to be. Browse our selection of Storage sheds for the one that fits your needs. We have a large variety of sizes and options to help you find the size you need and the style you want. Your dream of organization can be a reality!



TABLE OF CONTENTS

Overview	4	Villa Building	15
Quality Guarantee	5	Quaker Building	16
Classic Building.	6	Double Wide Garage	18
Cape Cod Building.	8	Other Popular Garages	19
A-Frame Building.	11	Colonial Dutch Barn	20
Construction Features.	12	Building Features.	21
Wood Sheds	14	Options & Upgrades.	22



A NOTE ON OUR TRIM PACKAGES

The **NEW ENGLAND DELUXE TRIM** Package adds an artistic touch to your building. It features a wider 5" trim and gives your building a wider overhang than buildings with the Signature Trim Package. The trim is a composite wood giving it a authentic looking wood grain and it is resistant to rot. The New England Deluxe Trim is available in all of our 13 colors. Add a the New England Deluxe Trim package to your shed for a special finishing touch.

The **SIGNATURE TRIM** package is the an economical choice for your vinyl garden shed. It features a standard vinyl siding corner trim and j-channel trim for windows and doors. These trims match your vinyl siding color. The aluminum face trim is available in all of our fourteen Garden Spot Colors. To learn more about our special construction features, see pages 12-13.






THE CLASSIC



Offering great styling and design options with the steepest roof pitch of all the peak styles. Walls are lower to accommodate the steeper roof.



THE CAPE COD



An extremely popular design with a roofline midway between the Classic and the A-Frame. This design looks great with a cupola and flowerboxes.



BUILDING

AN OVERVIEW OF GARDEN



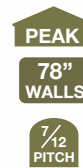
THE A-FRAME



A popular peak style with its versatile layout and lower pitched roof. Offers a great value in storage and is attractive to any home style.



THE VILLA



Our newest style structure offers a contemporary hip style roof. The Villa adds a touch of gracious style to your back yard.



THE QUAKER



An attractive and unique design with a distinctive roof overhang on the front. Offers plenty of headroom and open rafters allowing a loft for maximum storage space.

QUALITY GUARANTEE



QUALITY HANDCRAFTED

Made from the finest of materials by skilled Pennsylvania craftsmen, Garden Spot buildings and barns are a product that reflects the quality we believe in.

STYLES

SPOT STRUCTURES



THE COLONIAL DUTCH



This barn design offers high sidewalls and accommodates doors on side. A gambrel roof features lots of headroom and also the space for additional loft storage.

GUARANTEE

Garden Spot buildings come with standard 10 Year Guarantee against structure failure or material defects. We are committed to satisfied customers and we want to know if you find a problem.



DELIVERY

We provide delivery to your location. Our experts will deliver your structure with small trucks and trailers to reduce damage to your yard and for easier access to the location you want.



THE CLASSIC BUILDING

elite appeal

Our Classic Building is quite a statement of style, featuring our steepest roof pitch. This building is a super fit with our New England Deluxe trim package. We have lowered the side walls to accommodate the steeper roof. The doors are always on the end wall unless you order a dormer.



Deluxe Classic
with Shed Dormer
10 x 16 Sage Vinyl
with Navajo Trim,
Black Doors and Black
Shingles • Shown with
Optional Garden Vents,
Transom Windows
in Door, 24" x 36"
Windows, Shutters and
Decorative Hinges



Deluxe Classic with Dormer 10 x 16 Antique Ivory with Clay Trim, Dk Green Doors and Charcoal Gray Shingles • Shown with Optional Vents, Transom Windows in Door, 24" x 36" Windows, Shutters and Ramp



Signature Classic 10 x 12 White Vinyl with Black Trim, Shutters and Shingles, Shown with optional Gable Vents, Arched Glass in Doors, Cupola and Weathervane



Deluxe Classic 8 x 12 Classic Linen Vinyl with White Trim, Dark Green Doors and Shutters and Slate Shingles • Shown with optional Deluxe Vents and Shutters



Classic Building

STANDARD CONFIGURATION

Standard 30 Year Architectural Shingles

Sturdy 2" x 4" Wall Construction with 5/8" Plywood Floor

Double Entrance Doors

Two 18" x 27" Windows with Shutters or Trim

Choice of Siding and Trim Colors

Popular Upgrades TO CONSIDER



Cupola/Weather vane



Flower Boxes



Larger Windows with Trim and Shutters



Raised Panel Doors



THE CAPE COD BUILDING

regal & durable

These vinyl buildings feature our original Cape Cod with our New England Deluxe Styling package, bringing the best there is in backyard buildings. With New England Deluxe your storage building will be an accent, not an eyesore. The extra wide trim, unique doors with transom windows and grill windows are sure to give that finishing touch you want!



Deluxe Cape Cod
10 x 16 Almond with White Trim, White Doors and Black Architectural Shingle Roof • Shown with Optional Garden Vents, 6-lite Doors, and Barn Sash Windows



Deluxe Cape Cod 12 x 20 Heritage Gray with White Trim, White Doors & Black Shutters and Charcoal Gray Architectural Shingle Roof, Transom Windows, Cupola, Deluxe Weather vane, Gable Vents



Deluxe Cape Cod 12 x 16 Sandstone Siding with White Trim, Slate Shingles with Optional Cupola with Copper Roof, Black Shutters, Larger Windows, Transom Windows in Door & Gable Vents.



Signature Cape Cod 10 x 16 Clay with White Trim and Charcoal Gray Shingles with optional Extra Three Foot Door, Gable Vents, and Ramp



Cape Cod Building

STANDARD CONFIGURATION

Standard 30 Year Architectural Shingles

Sturdy 2" x 4" Wall Construction with 5/8" Plywood Floor

Double Entrance Doors

Two 18" x 27" Windows with Shutters or Trim

Choice of Siding and Trim Colors

Popular Upgrades TO CONSIDER



Cupola/
Weather vane



Flower Boxes



Larger Windows
with Trim and
Shutters



Raised Panel
Doors



THE CAPE COD BUILDING

regal & durable

The Cape Cod is a regal building and graces any backyard or garden with its lovely roofline. The excellent durability of the Cape Cod (like all of our buildings) is the result of the quality components we use and our time-proven construction techniques.

Signature Cape Cod
12 x 20 Heritage Gray with White Trim, White Doors and Black Architectural Shingle Roof,
• Shown with Optional Garden Vents, 24" x 36" Windows and Octagonal Window



Signature Cape Cod 8 x 12 Sage Siding with Beige Trim and Shutters, Black Shingles with optional Beige Painted Doors & Gable Vents



THE A-FRAME BUILDING

affordable storage

The A-Frame building is much like a Cape Cod building with a lower roofline. It offers great storage at a value that's hard to beat, and its clean lines flow well in today's suburban landscapes.

Signature A-Frame

8 x 12 Classic Linen Siding with White Trim and Black Shutters, Black Shingles with Optional Gable Vents

Signature A-Frame 10 x 16 Classic Linen Siding with Green Trim and Shutters, Dual Gray Shingles with Optional Gable Vents & Painted Classic Linen Doors





Explore Our Special Construction BETTER

QUALITY HANDCRAFTED

We have been in the storage building business for over 30 years. We've always believed that the life of a shed hinges on the quality of building materials used. Made by skilled PA craftsmen, Garden Spot buildings and barns are a product that reflects the quality we believe in.

MANY OPTIONS

Here at Garden Spot we have many options to allow you to customize your building to fit your needs and preferences. Enjoy the choices!



Structure

We use a treated lumber foundation, premium grade lumber and only plywood in the construction of our buildings



Plywood Walls

Walls are sheathed with 1/2" plywood under the vinyl siding for a stronger structure. Walls will withstand a substantial impact from inside.



Vinyl Siding

We use residential-grade vinyl siding for a maintenance-free exterior. We also use all the proper J-channels and corners to make a watertight structure.



Doors

Doors are mounted with strong metal hinges, and long life keyed latches. Our construction techniques are designed to minimize warping



Fiberglass Doors

Raised panel doors are made of fiberglass panels to resist rot or rust. The fiberglass panel has a woodgrain texture and accepts paint very well, though paint is not needed



**A-Frame
Roofline**

**Cape Cod
Roofline**

**Classic
Roofline**

Features That Make A

BUILDING

EXCELLENT VALUE

In today's market everyone wants value! Over the past three decades we have constantly improved our designs and construction techniques to make sure you get the most value for your money. Volume buying allows us to pass a savings on to you, with no reduction in quality.



Wooden Doors

Wooden doors are braced well and painted on the inside for optimum function over time.



Windows

Slider windows have aluminum frames and include screens. Shutters are of maintenance-free vinyl.



Fit and Finish

Precise measurements and precise lumber cuts are important for neat fit and finished structure



Options

We offer many options and upgrades to our buildings, from cupolas and weathervanes to ramps and lofts. See page 18.



Roof Options

In addition to 6 standard roof styles, we now offer hip roofs and dormers.



The Garden Spot SHED CONFIGURATOR

Allows you to customize your shed:

- the Size
- Type of Siding - Vinyl or Wood
- Placement of all Windows, Shutters and Doors
- Color of Siding, Shingles, & Doors
- the Trim Package - New England Deluxe or Signature Trim
- Accessories - Cupolas, Weathervanes and Flowerboxes.



All with a click of the mouse!



Ask Your Dealer About the Availability of This Service

Garden Spot Buildings are available in Wood
ATTRACTIVE, AFFORDABLE & DURABLE



The popular building styles from Garden Spot are available with painted wood siding. We use 5/8" DuraTemp for a solid exterior. These models offer the same build quality and style that is found in all Garden Spot buildings at a lower price point than vinyl siding. Ask your representative for more information about DuraTemp sheds.





THE VILLA BUILDING

modern & stylish

This new building features a modern hip roof style built on the same solid foundation and wall structure as our Cape Cod buildings. Combined with our New England Deluxe trim package, the Villa adds a touch of gracious style to your backyard.

Deluxe Villa 12 x 20
Clay Siding with Navajo Trim, Slate Shingles, Avocado Doors with optional Avocado Green Shutters, Larger Windows, Extra Doors, Transom Windows in Door & Ridge Vent.

Signature Villa 12 x 20 Heritage Gray with White Trim, White Doors & Black Shutters and Black Architectural Shingle Roof with optional Cupola with Copper Roof and Larger Windows





THE QUAKER BUILDING

popular & distinctive

The Quaker is one of our most popular styles. The distinctive roof overhang on the front with the sidewalls arching up to the overhang echo barn styles from a century ago. It features plenty of headroom with its higher sidewall and open rafters. It even has room for a loft to maximize your storage space.



Deluxe Quaker


10 x 16 Clay with Navajo White Trim, Red Shutters, and Slate Shingles • Shown with Optional Vents, Transom Windows in Door, 24" x 36" Windows and Shutters



Deluxe Quaker 10 x 16 Classic Linen Siding with Clay Trim and Bark Shingles with optional Cupola, Gable Vents, Transom Windows in Door, Red Shutters, Larger Windows



Signature Quaker 12 x 16 Heritage Gray with White Trim and Charcoal Gray Shingles with optional Larger Windows, Gable Vents, and Cupola



Signature Monterey 12 x 16 Sandstone with White Trim and Charcoal Gray Shingles with optional Larger Windows, and Gable Vents



A-Frame Building

STANDARD CONFIGURATION

Standard 30 Year Architectural Shingles

Sturdy 2" x 4" Wall Construction with 5/8" Plywood Floor

Double Entrance Doors

Two 18" x 27" Windows with Shutters or Trim

Choice of Siding and Trim Colors

Popular Upgrades TO CONSIDER



Cupola/Weather vane



Flower Boxes



Larger Windows with Trim and Shutters



Raised Panel 9-Lite Doors



THE DOUBLE-WIDE GARAGE

convenient storage

When your storage needs grow to cars, boats, and ATV's, our double-wide garage is an excellent solution. This building is delivered in two halves, both with hinged roofs and the assembly is finished after the building is set in place on your lot. It comes standard with two garage doors, three windows, one personnel door, and a full length ridge vent.

Double-Wide Garage

24 x 24 Antique Ivory with White Trim, Black Shutters and Slate Shingles, includes standard raised panel entrance door and full length ridge vent and optional Heritage Garage Doors and gable windows.





Signature A-Frame Garage 12 x 24 Prairie Wheat Siding with White Trim and Brown Shutters, Cedar Shingles with optional 9-lite Door, Larger windows, Higher Walls, Overhead Garage Door, Ramp and Gable Vents

Garages

STANDARD CONFIGURATION

Standard 30 Year Architectural Shingles

Sturdy 2" x 4" Wall Construction with 5/8" Plywood Floor

Double Entrance Doors

Two 18" x 27" Windows with Shutters or Trim

Choice of Siding and Trim Colors

OTHER POPULAR GARAGES



Signature Colonial Dutch Garage 12 x 24 Antique Ivory with White Trim, Green Shutters and Slate Shingles with Optional Larger Windows, Extra Side Doors, Gable Vents, Two Ramps and Heritage Overhead Door

Upgrades TO CONSIDER



Cupola/
Weather vane



Raised Panel
9-Lite Doors



NEW
ENGLAND
Deluxe

THE COLONIAL DUTCH BUILDING

traditional & roomy

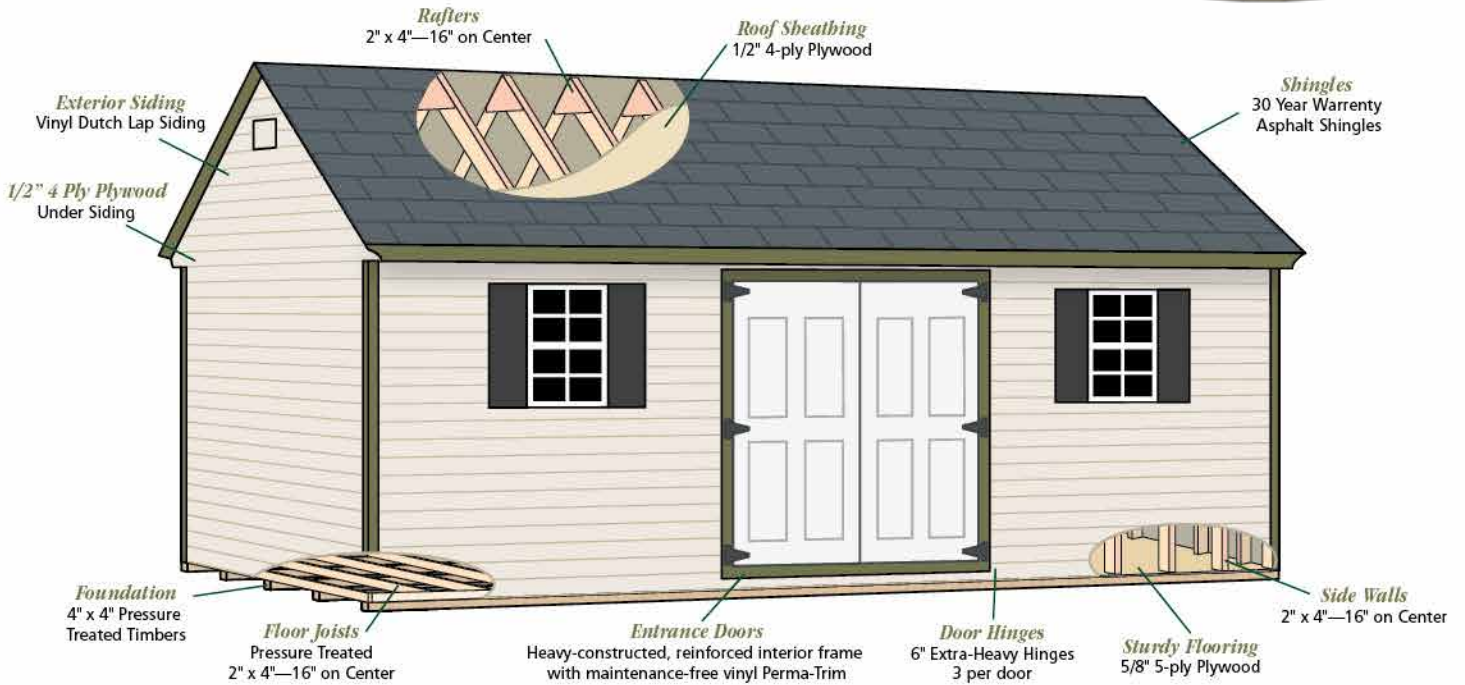
The Colonial Dutch is a variation of the traditional mini barn. It features a gambrel roof and a high sidewall to accommodate doors. These two features combine to provide lots of headroom, helping your storage dollars stretch further. Consider adding a loft to your Colonial Dutch for expanded storage.

Deluxe Colonial Dutch 12 x 16 White Siding with Avocado Trim and Black Shingles with optional Gable Vents, Transom Windows in Door, Larger Windows, Ramp



Signature Colonial Dutch Barn 12 x 16 Sandstone Siding with Red Trim and Shutters, Bark Shingles with Optional Sandstone Painted Doors & Gable Vents

Building FEATURES



Design and Specifications subject to change without notice. Not responsible for typographical errors or omissions.

Notes on BUILDING SIZES

Width / Length	Villa Cape Cod	Dutch 6'6" Walls	A Frame	Quaker
6 x 6	•		•	•
8 x 8	•		•	•
8 x 8	•		•	•
8 x 10	•		•	•
8 x 12, 14, 16	•	•	•	•
10 x 10, 12, 14, 16, 18, 20, 24	•	•	•	•
12 x 12, 14, 16, 18, 20, 24	•	•	•	•
12 x 28, 30, 32, 36, 38, 40, 44, 48	•	•	•	•
14 x 20, 24, 28, 30, 32, 36, 38, 40, 44, 48	•	•	•	•

Site Preparation

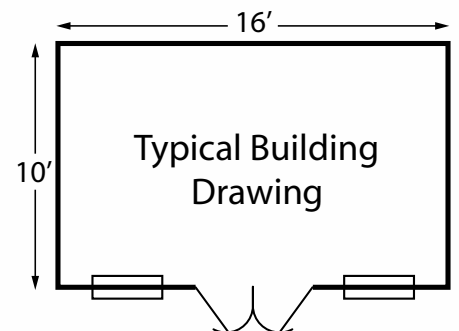
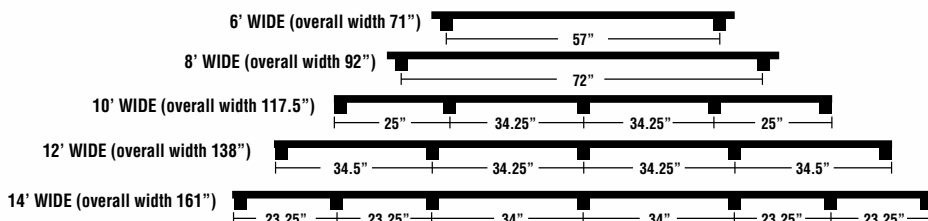
A firm, flat and level area is needed to place your building on. Crushed stone or gravel is preferred or a solid wood base such as railroad ties or pressure treated lumber.



Standard Door Sizes for Villa, Cape Cod, Colonial Dutch, A-Frame, Quaker

8' wide – all doors 54"
 10' wide x 12' and under – 54"
 14' and up – 60"

12' wide x 12' and under – 54"
 14' thru 18' – 60"
 20' and up – 72"



Options & Upgrades

FOR YOUR BUILDING

Enhance the Beauty and Practicality of your new building with our many options. In addition to those shown on this page, we also offer optional treated floors and custom door sizes. Ask your representative for details.



Cupola

Weather vanes



Painted Eagle



Eagle



Carriage



Horse



Rooster

Vent Options



Gable Vent



Deluxe Gable Vent



Ridge Vent



Ramps



Lofts

Window Options



Standard
18" x 27"



Large
24" x 36"



Largest
30" x 36"



Flower Boxes

Overhead Garage Doors



Regular Style

Door Options



Fiberglass Door
Raised Panel
(Standard)



Fiberglass Door
9-Lite Window



Fiberglass Door
11-Lite Window



New England
Doors



Heritage Style

Color Options FOR YOUR BUILDING

Architectural 30 Year Shingles



Gray



Cedar



Bark



Charcoal



Green



Slate



Black

Siding, Trim, and Shutter Colors (Dutch Lap or D4)



White



Classic Linen



Antique Ivory



Prairie Wheat



Almond



Sandstone




Heritage Gray



Clay



Slate Blue



Sage

New England Deluxe Trim Colors



White



Navajo White



Almond



Beige



Clay



Light Gray



Dawn Gray



Chestnut



Wedgewood
Blue



Avocado



Turf Green



Charcoal
Brown



Barn Red



Black



MAINTENANCE-FREE STORAGE SOLUTIONS

