



# VINYL BUILDINGS AND BARNES FOR YOUR YARD AND GARDEN

DURABLE • APPEALING • CONVENIENT



# YOUR BACKYARD STORAGE SOLUTION



Everyone knows what its like to try to find space in the garage for one more thing and the frustration of having barely enough room to park the car in the garage with room to open the doors. If you've been dreaming of organizing your life and all its stuff, you just found the number one place to start making that dream come true! We have the solution! A beautiful storage structure for your backyard will empty your garage and basement to let them be used the way they were meant to be. Browse our selection of Storage sheds for the one that fits your needs. We have a large variety of sizes and options to help you find the size you need and the style you want. Your dream of organization can be a reality!



## TABLE OF CONTENTS

Overview . . . . .	4	Villa Building . . . . .	15
Quality Guarantee . . . . .	5	Quaker Building . . . . .	16
Classic Building. . . . .	6	Double Wide Garage . . . . .	18
Cape Cod Building. . . . .	8	Other Popular Garages . . . . .	19
A-Frame Building. . . . .	11	Colonial Dutch Barn . . . . .	20
Construction Features. . . . .	12	Building Features. . . . .	21
Wood Sheds . . . . .	14	Options & Upgrades. . . . .	22





## A NOTE ON OUR TRIM PACKAGES

The **NEW ENGLAND DELUXE TRIM** Package adds an artistic touch to your building. It features a wider 5" trim and gives your building a wider overhang than buildings with the Signature Trim Package. The trim is a composite wood giving it a authentic looking wood grain and it is resistant to rot. The New England Deluxe Trim is available in all of our 13 colors. Add a the New England Deluxe Trim package to your shed for a special finishing touch.

The **SIGNATURE TRIM** package is the an economical choice for your vinyl garden shed. It features a standard vinyl siding corner trim and j-channel trim for windows and doors. These trims match your vinyl siding color. The aluminum face trim is available in all of our fourteen Garden Spot Colors. To learn more about our special construction features, see pages 16-17.







## THE CLASSIC

PEAK  
72"  
WALLS  
9/12  
PITCH

Offering great styling and design options with the steepest roof pitch of all the peak styles. Walls are lower to accommodate the steeper roof.



## THE CAPE COD

PEAK  
78"  
WALLS  
7/12  
PITCH

An extremely popular design with a roofline midway between the Classic and the A-Frame. This design looks great with a cupola and flowerboxes.



# BUILDING

## AN OVERVIEW OF GARDEN



## THE A-FRAME

PEAK  
78"  
WALLS  
5/12  
PITCH

A popular peak style with its versatile layout and lower pitched roof. Offers a great value in storage and is attractive to any home style.



## THE VILLA

PEAK  
78"  
WALLS  
7/12  
PITCH

Our newest style structure offers a contemporary hip style roof. The Villa adds a touch of gracious style to your back yard.





## THE QUAKER



An attractive and unique design with a distinctive roof overhang on the front. Offers plenty of headroom and open rafters allowing a loft for maximum storage space.

# QUALITY GUARANTEE



## QUALITY HANDCRAFTED

Made from the finest of materials by skilled Pennsylvania craftsmen, Garden Spot buildings and barns are a product that reflects the quality we believe in.

# STYLES

## SPOT STRUCTURES



## THE COLONIAL DUTCH



This barn design offers high sidewalls and accommodates doors on side. A gambrel roof features lots of headroom and also the space for additional loft storage.

## GUARANTEE

Garden Spot buildings come with standard 10 Year Guarantee against structure failure or material defects. We are committed to satisfied customers and we want to know if you find a problem.



## DELIVERY

We provide delivery to your location. Our experts will deliver your structure with small trucks and trailers to reduce damage to your yard and for easier access to the location you want.





## THE CLASSIC BUILDING

### elite appeal

Our Classic Building is quite a statement of style, featuring our steepest roof pitch. This building is a super fit with our New England Deluxe trim package. We have lowered the side walls to accommodate the steeper roof. The doors are always on the end wall unless you order a dormer.



**Deluxe Classic**  
with Shed Dormer  
10 x 16 Sage Vinyl  
with Navajo Trim,  
Black Doors and Black  
Shingles • Shown with  
Optional Garden Vents,  
Transom Windows  
in Door, 24" x 36"  
Windows, Shutters and  
Decorative Hinges





**Deluxe Classic with Dormer** 10 x 16 Antique Ivory with Clay Trim, Dk Green Doors and Charcoal Gray Shingles • Shown with Optional Vents, Transom Windows in Door, 24" x 36" Windows, Shutters and Ramp



**Signature Classic** 10 x 12 White Vinyl with Black Trim, Shutters and Shingles, Shown with optional Gable Vents, Arched Glass in Doors, Cupola and Weathervane



**Deluxe Classic** 8 x 12 Classic Linen Vinyl with White Trim, Dark Green Doors and Shutters and Slate Shingles • Shown with optional Deluxe Vents and Shutters



## Classic Building

### STANDARD CONFIGURATION

Standard 30 Year Architectural Shingles

Sturdy 2" x 4" Wall Construction with 5/8" Plywood Floor

Double Entrance Doors

Two 18" x 27" Windows with Shutters or Trim

Choice of Siding and Trim Colors

## Popular Upgrades TO CONSIDER



Cupola/Weather vane



Flower Boxes



Larger Windows with Trim and Shutters



Raised Panel Doors





# THE CAPE COD BUILDING

## regal & durable

These vinyl buildings feature our original Cape Cod with our New England Deluxe Styling package, bringing the best there is in backyard buildings. With New England Deluxe your storage building will be an accent, not an eyesore. The extra wide trim, unique doors with transom windows and grill windows are sure to give that finishing touch you want!



**Deluxe Cape Cod**  
10 x 16 Almond with White Trim, White Doors and Black Architectural Shingle Roof • Shown with Optional Garden Vents, 6-lite Doors, and Barn Sash Windows





**Deluxe Cape Cod** 12 x 20 Heritage Gray with White Trim, White Doors & Black Shutters and Charcoal Gray Architectural Shingle Roof, Transom Windows, Cupola, Deluxe Weather vane, Gable Vents



**Deluxe Cape Cod** 12 x 16 Sandstone Siding with White Trim, Slate Shingles with Optional Cupola with Copper Roof, Black Shutters, Larger Windows, Transom Windows in Door & Gable Vents.



**Signature Cape Cod** 10 x 16 Clay with White Trim and Charcoal Gray Shingles with optional Extra Three Foot Door, Gable Vents, and Ramp



## Cape Cod Building

### STANDARD CONFIGURATION

Standard 30 Year Architectural Shingles

Sturdy 2" x 4" Wall Construction with 5/8" Plywood Floor

Double Entrance Doors


Two 18" x 27" Windows with Shutters or Trim

Choice of Siding and Trim Colors

### Popular Upgrades TO CONSIDER



Cupola/  
Weather vane



Flower Boxes



Larger Windows with Trim and Shutters



Raised Panel Doors





# THE CAPE COD BUILDING

## regal & durable

The Cape Cod is a regal building and graces any backyard or garden with its lovely roofline. The excellent durability of the Cape Cod (like all of our buildings) is the result of the quality components we use and our time-proven construction techniques.

**Signature Cape Cod**  
12 x 20 Heritage Gray with White Trim, White Doors and Black Architectural Shingle Roof,  
• Shown with Optional Garden Vents, 24" x 36" Windows and Octagonal Window



**Signature Cape Cod** 8 x 12 Sage Siding with Beige Trim and Shutters, Black Shingles with optional Beige Painted Doors & Gable Vents





# THE A-FRAME BUILDING

## affordable storage

The A-Frame building is much like a Cape Cod building with a lower roofline. It offers great storage at a value that's hard to beat, and its clean lines flow well in today's suburban landscapes.

### **Signature A-Frame**

8 x 12 Classic Linen Siding with White Trim and Black Shutters, Black Shingles with Optional Gable Vents

**Signature A-Frame** 10 x 16 Classic Linen Siding with Green Trim and Shutters, Dual Gray Shingles with Optional Gable Vents & Painted Classic Linen Doors







Explore Our Special Construction

# BETTER

## QUALITY HANDCRAFTED

We have been in the storage building business for over 30 years. We've always believed that the life of a shed hinges on the quality of building materials used. Made by skilled PA craftsmen, Garden Spot buildings and barns are a product that reflects the quality we believe in.

## MANY OPTIONS

Here at Garden Spot we have many options to allow you to customize your building to fit your needs and preferences. Enjoy the choices!



### Structure

We use a treated lumber foundation, premium grade lumber and only plywood in the construction of our buildings



### Plywood Walls

Walls are sheathed with 1/2" plywood under the vinyl siding for a stronger structure. Walls will withstand a substantial impact from inside.



### Vinyl Siding

We use residential-grade vinyl siding for a maintenance-free exterior. We also use all the proper J-channels and corners to make a watertight structure.



### Doors

Doors are mounted with strong metal hinges, and long life keyed latches. Our construction techniques are designed to minimize warping



### Fiberglass Doors

Raised panel doors are made of fiberglass panels to resist rot or rust. The fiberglass panel has a woodgrain texture and accepts paint very well, though paint is not needed



**A-Frame  
Roofline**

**Cape Cod  
Roofline**

**Classic  
Roofline**



# Features That Make A BUILDING

## EXCELLENT VALUE

In today's market everyone wants value! Over the past three decades we have constantly improved our designs and construction techniques to make sure you get the most value for your money. Volume buying allows us to pass a savings on to you, with no reduction in quality.



### Wooden Doors

Wooden doors are braced well and painted on the inside for optimum function over time.



### Windows

Slider windows have aluminum frames and include screens. Shutters are of maintenance-free vinyl.



### Fit and Finish

Precise measurements and precise lumber cuts are important for neat fit and finished structure



### Options

We offer many options and upgrades to our buildings, from cupolas and weathervanes to ramps and lofts. See page 18.



### Roof Options

In addition to 6 standard roof styles, we now offer hip roofs and dormers.





# The Garden Spot SHED CONFIGURATOR

Allows you to customize your shed:

- the Size
- Type of Siding - Vinyl or Wood
- Placement of all Windows, Shutters and Doors
- Color of Siding, Shingles, & Doors
- the Trim Package - New England Deluxe or Signature Trim
- Accessories - Cupolas, Weathervanes and Flowerboxes.



*All with a click of the mouse!*



*Ask Your Dealer About the Availability of This Service*

*Garden Spot Buildings are available in Wood*  
**ATTRACTIVE, AFFORDABLE & DURABLE**



The popular building styles from Garden Spot are available with painted wood siding. We use 5/8" DuraTemp for a solid exterior. These models offer the same build quality and style that is found in all Garden Spot buildings at a lower price point than vinyl siding. Ask your representative for more information about DuraTemp sheds.







# THE VILLA BUILDING

## modern & stylish

This new building features a modern hip roof style built on the same solid foundation and wall structure as our Cape Cod buildings. Combined with our New England Deluxe trim package, the Villa adds a touch of gracious style to your backyard.

**Deluxe Villa** 12 x 20  
Clay Siding with Navajo Trim, Slate Shingles, Avocado Doors with optional Avocado Green Shutters, Larger Windows, Extra Doors, Transom Windows in Door & Ridge Vent.

**Signature Villa** 12 x 20 Heritage Gray with White Trim, White Doors & Black Shutters and Black Architectural Shingle Roof with optional Cupola with Copper Roof and Larger Windows







# THE QUAKER BUILDING

## popular & distinctive

The Quaker is one of our most popular styles. The distinctive roof overhang on the front with the sidewalls arching up to the overhang echo barn styles from a century ago. It features plenty of headroom with its higher sidewall and open rafters. It even has room for a loft to maximize your storage space.



### **Deluxe Quaker**

10 x 16 Clay with Navajo White Trim, Red Shutters, and Slate Shingles • Shown with Optional Vents, Transom Windows in Door, 24" x 36" Windows and Shutters





**Deluxe Quaker** 10 x 16 Classic Linen Siding with Clay Trim and Bark Shingles with optional Cupola, Gable Vents, Transom Windows in Door, Red Shutters, Larger Windows



**Signature Quaker** 12 x 16 Heritage Gray with White Trim and Charcoal Gray Shingles with optional Larger Windows, Gable Vents, and Cupola

**NEW DESIGN!**  
**MONTEREY**



**Signature Monterey** 12 x 16 Sandstone with White Trim and Charcoal Gray Shingles with optional Larger Windows, and Gable Vents



## A-Frame Building

### STANDARD CONFIGURATION

Standard 30 Year Architectural Shingles

Sturdy 2" x 4" Wall Construction with 5/8" Plywood Floor

Double Entrance Doors

Two 18" x 27" Windows with Shutters or Trim

Choice of Siding and Trim Colors

### Popular Upgrades TO CONSIDER



Cupola/  
Weather vane



Flower Boxes



Larger Windows with Trim and Shutters



Raised Panel 9-Lite Doors





# THE DOUBLE-WIDE GARAGE

## convenient storage

When your storage needs grow to cars, boats, and ATV's, our double-wide garage is an excellent solution. This building is delivered in two halves, both with hinged roofs and the assembly is finished after the building is set in place on your lot. It comes standard with two garage doors, three windows, one personnel door, and a full length ridge vent.

### Double-Wide Garage

24 x 24 Antique Ivory with White Trim, Black Shutters and Slate Shingles, includes standard raised panel entrance door and full length ridge vent and optional Heritage Garage Doors and gable windows.







**Signature A-Frame Garage** 12 x 24 Prairie Wheat Siding with White Trim and Brown Shutters, Cedar Shingles with optional 9-lite Door, Larger windows, Higher Walls, Overhead Garage Door, Ramp and Gable Vents

## Garages

### STANDARD CONFIGURATION

- Standard 30 Year Architectural Shingles
- Sturdy 2" x 4" Wall Construction with 5/8" Plywood Floor
- Double Entrance Doors
- Two 18" x 27" Windows with Shutters or Trim
- Choice of Siding and Trim Colors

## OTHER POPULAR GARAGES



**Signature Colonial Dutch Garage** 12 x 24 Antique Ivory with White Trim, Green Shutters and Slate Shingles with Optional Larger Windows, Extra Side Doors, Gable Vents, Two Ramps and Heritage Overhead Door

### Upgrades TO CONSIDER



Cupola/  
Weather vane



Raised Panel  
9-Lite Doors





NEW  
ENGLAND  
*Deluxe*

# THE COLONIAL DUTCH BUILDING

## traditional & roomy

The Colonial Dutch is a variation of the traditional mini barn. It features a gambrel roof and a high sidewall to accommodate doors. These two features combine to provide lots of headroom, helping your storage dollars stretch further. Consider adding a loft to your Colonial Dutch for expanded storage.

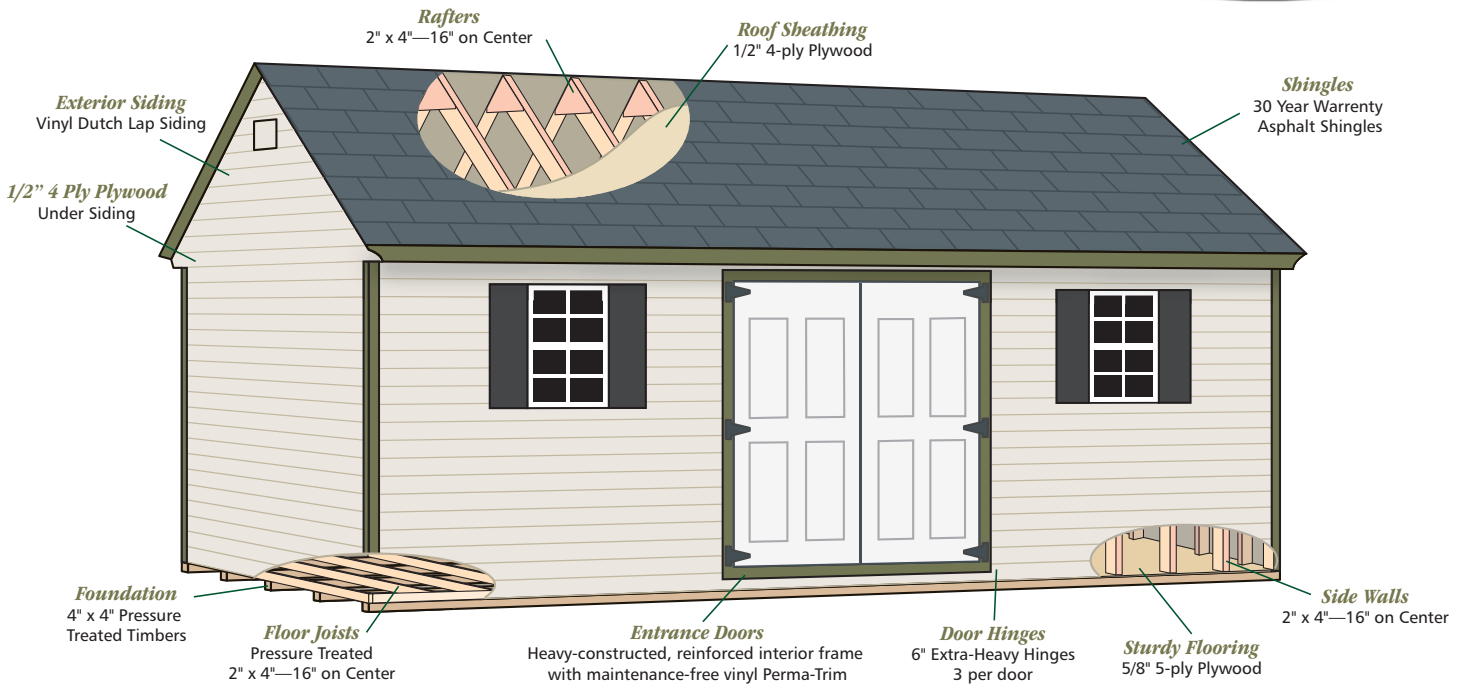
**Deluxe Colonial Dutch** 12 x 16 White Siding with Avocado Trim and Black Shingles with optional Gable Vents, Transom Windows in Door, Larger Windows, Ramp



**Signature Colonial Dutch Barn** 12 x 16 Sandstone Siding with Red Trim and Shutters, Bark Shingles with Optional Sandstone Painted Doors & Gable Vents



# Building FEATURES



Design and Specifications subject to change without notice. Not responsible for typographical errors or omissions.

## Notes on BUILDING SIZES

Width / Length	Villa Cape Cod	Dutch 6'6" Walls	A Frame	Quaker
6 x 6	•		•	•
8 x 8	•		•	•
8 x 8	•		•	•
8 x 10	•		•	•
8 x 12, 14, 16	•	•	•	•
10 x 10, 12, 14, 16, 18, 20, 24	•	•	•	•
12 x 12, 14, 16, 18, 20, 24	•	•	•	•
12 x 28, 30, 32, 36, 38, 40, 44, 48	•	•	•	•
14 x 20, 24, 28, 30, 32, 36, 38, 40, 44, 48	•	•	•	•

## Site Preparation

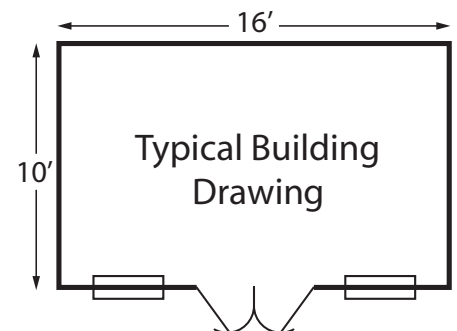
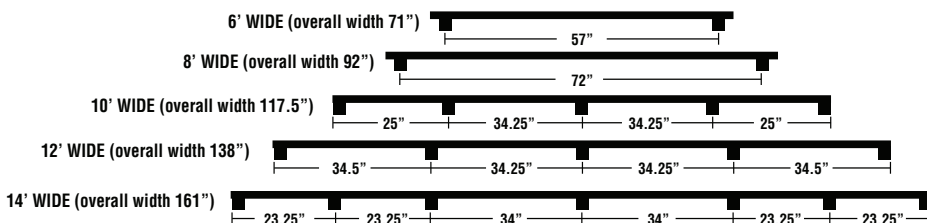
A firm, flat and level area is needed to place your building on. Crushed stone or gravel is preferred or a solid wood base such as railroad ties or pressure treated lumber.



## Standard Door Sizes for Villa, Cape Cod, Colonial Dutch, A-Frame, Quaker

8' wide – all doors 54"  
 10' wide x 12' and under – 54"  
 14' and up – 60"

12' wide x 12' and under – 54"  
 14' thru 18' – 60"  
 20' and up – 72"





# Options & Upgrades


## FOR YOUR BUILDING

Enhance the Beauty and Practicality of your new building with our many options. In addition to those shown on this page, we also offer optional treated floors and custom door sizes. Ask your representative for details.




Cupola


### Weather vanes




Painted Eagle



Eagle



Carriage



Horse



Rooster

### Vent Options



Gable Vent



Deluxe Gable Vent



Ridge Vent



Ramps



Lofts

### Window Options



Standard  
18" x 27"



Large  
24" x 36"



Largest  
30" x 36"



Flower Boxes

### Overhead Garage Doors



Regular Style

### Door Options



Fiberglass Door  
Raised Panel  
(Standard)



Fiberglass Door  
9-Lite Window



Fiberglass Door  
11-Lite Window



New England  
Doors

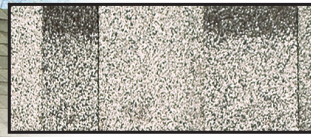


Heritage Style



# Color Options FOR YOUR BUILDING

## Architectural 30 Year Shingles



Gray




Cedar



Bark



Charcoal



Green



Slate



Black

## Siding, Trim, and Shutter Colors (Dutch Lap or D4)



White



Classic Linen



Antique Ivory




Prairie Wheat



Almond



Sandstone



Heritage Gray



Clay



Slate Blue



Sage

## New England Deluxe Trim Colors



White



Navajo White



Almond



Beige



Clay




Light Gray




Dawn Gray




Chestnut




Wedgewood  
Blue




Avocado



Turf Green



Charcoal  
Brown



Barn Red



Black





MAINTENANCE-FREE STORAGE SOLUTIONS

