



Wood

Sturdy
Attractive
Versatile

Buildings & Barns

Storage In Your Own Backyard



Welcome

TO STORAGE IN YOUR OWN BACKYARD

Whether you need to replace an existing shed or you simply want more storage space, our line of quality storage sheds **ORGANIZE** may be the perfect solution! Built with premium quality lumber by Pennsylvania craftsmen, Garden Spot Buildings feature solid construction that ensures long-lasting durability. On the following **BEAUTIFY** pages, you will find storage solutions that offer detailed and attractive additions to your backyard or garden.

Contents

Buildings & Barns

Overview	4	Poolhouse	19
Classic Building	6	Quaker Building	20
Cape Cod Building	8	Carriage Building	21
A-Frame Building	12	Colonial Dutch Barn	22
Villa Building	14	Mini Barn / Monterey	24
Vinyl Sheds	15	Garages	26
Construction Features	16	Double Wide Garage	28
Garden Spot Guarantee	18	Building Features	29
Cabin	19	Options & Upgrades	30-31



CHOOSE YOUR *Trim Package*

The **NEW ENGLAND DELUXE TRIM**

Package adds an artistic touch to your building. It features a wider 5" trim and gives your building a wider overhang than buildings with the Signature Trim Package. The trim is a composite wood giving it a authentic-looking wood grain and it is resistant to rot. The New England Deluxe Trim is available in all of our 13 colors. Add a the New England Deluxe Trim package to your shed for a special finishing touch.

The **SIGNATURE TRIM**

Package is the most economical choice for your garden shed trim package. It features a 3" trim using a poly product that resists decay. The Signature Trim is also available in all of our 13 Garden Spot Colors. To learn more about our special construction features, see pages 16-17.

Delivery

We may be able to provide delivery to your location. Our experts will deliver your structure with small trucks and trailers to reduce damage to your yard and for easier access to the location you want. Ask your representative.





Gallery of Building Styles



The Classic Building

PEAK
72" WALLS
9/12 PITCH

Offering great styling and design options with the steepest roof pitch of all the peak styles. Walls are lower to accommodate the steeper roof.



The Cape Cod Building

PEAK
78" WALLS
7/12 PITCH

An extremely popular design with a roofline midway between the Classic and the A-Frame. This design looks great with a cupola and flowerboxes.



The Quaker Building

OFFSET
84" FRONT
72" BACK WALLS
7/12 PITCH

An attractive and unique design with a distinctive roof overhang on the front. Offers plenty of headroom and open rafters allowing a loft for maximum storage space.



The Carriage Building

OFFSET
84" FRONT
72" BACK WALLS
7/12 PITCH

A unique design similar to the Quaker's without front overhang. Offers maximum storage space with its height and open rafters.



The **A-Frame** Building

- PEAK**
- 78" WALLS**
- 5/12 PITCH**

A popular peak style with its versatile layout and lower pitched roof. Offers a great value in storage and is attractive to any homestyle.



The **Villa** Building

- PEAK**
- 78" WALLS**
- 7/12 PITCH**

Our newest style structure offers a contemporary hip style roof. The Villa adds a touch of gracious style to your backyard.



The **Colonial Dutch** Barn

- GAMBREL**
- 78" WALLS**

This barn design offers high sidewalls and accomodates doors on side. A gambrel roof features lots of headroom and also the space for additional loft storage.



The **Mini** Barn

- GAMBREL**
- 4' OR 6' WALLS**

Our most economical storage option available in 4 and 6 ft. wall heights. This style is perfect for basic yard and garden storage.



Deluxe Classic 12 x 16 Navajo White with Clay Trim, Driftwood Shingles with Optional Deluxe Garden Vents, Shed Dormer with Windows, Transom Windows in Doors and Larger Windows

THE Classic BUILDING

The New England Deluxe Classic is a winner that brings you great styling and good service. The unique transom window doors and extra-wide trim package add that special touch to your garden spot. In addition, we have many other great options that are sure to bring you the building that is right for you!



Signature Classic 10 x 12 Dawn Gray with White Trim, Charcoal Shingles with optional Gable Vents



Deluxe Classic 8 x 12 Charcoal Brown with Charcoal Brown Trim, Dual Brown Shingles with optional Garden Vents and Transom Windows in Doors



Deluxe Classic 10 x 20 Light Gray with White Trim, Dawn Gray Doors and Shutters, Driftwood Shingles with optional Deluxe Gable Vents, Extra Single Side Door with Transom Windows in the Door, Larger Windows and Ramp



Deluxe Classic 12 x 16 Avocado with Almond Trim, Black Shingles with Optional Deluxe Gable Vents, Reverse Gable with Extra Single Side Door, Transom Windows in Doors, Larger Windows, and Ramp



Standard CONFIGURATION

Standard 30 Year Architectural Shingles

Sturdy 2" x 4" Wall Construction with 5/8" Plywood Floor

Double Entrance Doors

Two 18" x 27" Windows with Shutters or Trim

Choice of Siding and Trim Colors

Popular Upgrades TO CONSIDER



Cupola/Weather vane



Flower Boxes



Larger Windows



Reverse Gable with Side Door



Deluxe Cape Cod 12 x 20 Navajo White with Clay Trim, Driftwood Shingles, Barn Red Doors & Shutters with optional Cupola, Weathervane, Deluxe Gable Vents, Transom Windows in Doors, Extra Double Doors with Transom Window above doors, Larger Windows, and Ramp

THE Cape Cod BUILDING

These new buildings feature our original Cape Cod with our New England Deluxe Styling package, bringing the best there is in backyard buildings. With New England Deluxe your storage will be an accent, not an eyesore. The extra-wide trim, unique doors with transom windows and grill windows are sure to give that finishing touch you want!



Cape Cod 10 x 16 Almond with White Trim and Driftwood Shingles with optional Gable Vents



Deluxe Cape Cod 8 x 12 Red with Beige Trim and Driftwood Shingles with optional Gable Vents and Transom Windows in Door



Deluxe Cape Cod 12 x 16 Almond with White Trim and Driftwood Shingles with optional Cupola, Weathervane, Gable Vents, Transom Windows in Door, Extra Single Door, and Larger Windows



Deluxe Cape Cod 10 x 16 Navajo White with Almond Trim and Driftwood Shingles, Avocado Doors and Shutters with optional Deluxe Vents, Transom Windows in Door, Larger Windows and Shutters

Standard CONFIGURATION

Standard 30 Year Architectural Shingles

Sturdy 2" x 4" Wall Construction with 5/8" Plywood Floor

Double Entrance Doors


Two 18" x 27" Windows with Shutters or Trim

Choice of Siding and Trim Colors

Popular Upgrades TO CONSIDER



Cupola/
Weather vane



Flower Boxes



Larger
Windows



Double
Side Doors



Cape Cod 10 x 12 Red with White Trim and Black Shingles with optional Gable Vents, Larger Windows, One Extra Window, no X's in doors and Ramp

THE
*Cape
Cod*
BUILDING

The Cape Cod is a regal building and graces any backyard or garden with its lovely roofline. Add a cupola and flowerboxes for an extra-special touch, and your neighbors will be looking! The excellent durability of the Cape Cod (like all of our buildings) is the result of the quality components we use and our time-proven construction techniques.





Cape Cod 10 x 16 Clay with Almond Trim and Dual Brown Shingles with optional Gable Vents and Ramp



Cape Cod 12 x 20 Navajo with Black Trim and Driftwood Shingles with optional Gable Vents, Larger Windows and Ramp



Cape Cod Garage 12 x 20 Clay with Almond Trim and Dual Brown Shingle Roof with optional Gable Vents, Double Side Doors, Larger Windows, and Ramp



Standard CONFIGURATION

Standard 30 Year Architectural Shingles

Sturdy 2" x 4" Wall Construction with 5/8" Plywood Floor

Double Entrance Doors

Two 18" x 27" Windows with Shutters or Trim

Choice of Siding and Trim Colors

Popular Upgrades TO CONSIDER



Barn Sash Window



Flower Boxes



Larger Windows



Ramp

See More Garages on page 26.



Signature A-Frame 10 x 16 Charcoal Brown with Almond Trim and Cedar Shingles with optional Gable Vents and Ramp

THE
A-frame
BUILDING

The A-Frame building is much like a Cape Cod building with a lower roofline. It offers great storage at a value that's hard to beat, and its clean lines flow well in today's suburban landscapes. You've probably noticed the A-Frame gables, which distinguish it from the barns featured on the following pages. See our many construction and color options on pages 18 & 19.



A-Frame 10 x 16 Almond with White Trim and Dual Brown Shingles with optional Gable Vents and Ramp



A-Frame 8 x 10 Almond with Red Trim and Dual Brown Shingles with optional Gable Vents and Ramp



A-Frame 12 x 16 Light Gray with White Trim and Charcoal Gray Shingles with optional Double Raised Panel Doors on End, Extra Single Raised Panel Entrance Door with 6 Lite Window and Ramp



A-Frame 12 x 20 Almond with Green Trim and Driftwood Shingles with optional Ramp



Standard CONFIGURATION

Standard 30 Year Architectural Shingles

Sturdy 2" x 4" Wall Construction with 5/8" Plywood Floor

Double Entrance Doors

Two 18" x 27" Windows with Shutters or Trim

Choice of Siding and Trim Colors

Popular Upgrades TO CONSIDER



Cupola/
Weathervane



Flower Boxes



Painted
Doors
with
Arched Trim



Double
Side Doors



Deluxe Villa 8 x 12 Clay with Navajo White Trim, Charcoal Shingles with Optional Transom Windows in Doors

THE *Villa* BUILDING

This new building features a hip roof style with our New England Deluxe package, bringing the best there is in backyard buildings. With New England Deluxe your storage will be an accent, not an eyesore. The extra-wide trim, unique doors with transom windows and grill windows are sure to give that finishing touch you want!



The Villa 10 x 16 Almond with White Trim and Charcoal Shingles, with optional Larger Windows

Vinyl Sheds

for More Durable Storage



The popular building styles from Garden Spot are available with vinyl siding. These models offer the same quality and style that is found in all Garden Spot buildings with the added convenience of maintenance-free durability. We use a residential-grade vinyl siding for a maintenance-free exterior. We also use all the proper J-channels and corners to make a watertight structure.

Ask your representative for more information about vinyl sheds.

Maintenance
FREE

Countless
OPTIONS

Beautiful
STYLES



See What We Do to *Make a Better Building*



Quality CONSTRUCTION
Pleasing STYLES
Countless OPTIONS
Affordable STORAGE

QUALITY HANDCRAFTED

We have been in the storage building business for over 30 years. We've always believed that the life of a shed hinges on the quality of building materials used. Made by skilled PA craftsmen, Garden Spot buildings and barns are a product that reflects the quality we believe in.



Structure

We use a treated lumber foundation, premium grade lumber and only plywood in the construction of our buildings



Fit and Finish

Precise measurements and precise lumber cuts are important for neat fit and finished structure




Dura-Temp Siding

Walls are sheathed with 5/8" Dura-Temp siding for a stronger structure. Walls will withstand a substantial impact from inside.



Drip Edge and Trim

We use maintenance-free aluminum drip edge to enclose roof edges. We also use maintenance-free vinyl Perma-Trim for shed corners and door trim.



Fiberglass Doors

Raised panel doors are made of fiberglass panels to resist rot or rust. The fiberglass panel has woodgrain texture and accepts paint very well, though paint is not needed



**A-Frame
Roofline**

**Cape Cod
Roofline**

**Classic
Roofline**



EXCELLENT VALUE

In today's market everyone wants value! Over the past three decades we have constantly improved our designs and construction techniques to make sure you get the most value for your money. Volume buying allows us to pass a savings on to you, with no reduction in quality.

MANY OPTIONS

Here at Garden Spot we have many options to allow you to customize your building to fit your needs and preferences. Enjoy the choices!



Wooden Doors

Wooden doors are braced well and painted on the inside for optimum function over time.



Windows

Slider windows have aluminum frames and include screens. Shutters are of maintenance-free vinyl.



Doors

Doors are mounted with strong metal hinges, and long life keyed latches. Our construction techniques are designed to minimize warping



Options

We offer many options and upgrades to our buildings, from cupolas and weathervanes to ramps and lofts. See pages 26 & 27.



Roof Options

In addition to 6 standard roof styles, we now offer hip roofs and dormers.



ASK ABOUT THE GARDEN SPOT SHED CONFIGURATOR



Allows you to customize your shed:

- The Size
- Type of Siding - Vinyl or Wood
- Placement of all Windows, Shutters, and Doors
- Color of Siding, Shingles, & Doors
- The Trim Package - New England Deluxe or Signature Trim
- Accessories - Cupolas, Weathervanes and Flowerboxes.

All with a click of the mouse!



Ask Your Dealer About the Availability of This Service!

Our Quality Guarantee



QUALITY HANDCRAFTED

Made from the finest of materials by skilled Pennsylvania craftsmen, Garden Spot buildings and barns are a product that reflects the quality we believe in.



GUARANTEE

Garden Spot buildings come with standard 10 Year Guarantee against structure failure or material defects. We are committed to satisfied customers and we want to know if you find a problem.



DELIVERY

We provide delivery to your location. Our experts will deliver your structure with small trucks and trailers to reduce damage to your yard and for easier access to the location you want.



Cabin Cape Cod Style 12 x 24 with optional Deluxe Gable Vents, Transom Windows in Door, Largest Windows, and 4 Extra Windows

The Cabin The Cabin is a perfect way to complete that little get-away spot, with a porch for relaxing, and an interior that can be finished exactly your own way. (Available in Cape Cod or A-Frame building).

Poolhouse Choose the Quaker, Cape Cod, or A-Frame Building as your basic structure and add a porch for a charming poolhouse, playhouse, or little garden house.

Specialty BUILDINGS



Poolhouse Quaker Style 12 x 20 Light Gray with White Trim and Driftwood Shingles with optional Perma-Corners



Deluxe Quaker 12 x 16 Blue with White Trim and Charcoal Shingles with optional Gable Vents, 6" Higher Sidewalls, Transoms in the Doors, Extra Single Door with Transoms, Black Shutters, Larger Windows, and Ramp

THE Quaker BUILDING

The Quaker is one of our most popular styles, owing to its traditional good looks. The distinctive roof overhang on the front with the sidewalls arching up to the overhang echo barn styles from a century ago. It features plenty of headroom with its higher sidewall and open rafters. It even has room for a loft to maximize your storage space.



Deluxe Quaker 10 x 16 Clay with Almond Trim and Dual Brown Shingles with optional Gable Vents, Transom Windows in Door and Larger Windows



Deluxe Quaker 10 x 16 Navajo White with Clay Trim and Driftwood Shingles with optional Cupola, Gable Vents, Double Raised Panel Doors on Side, Extra Single Raised Panel Entrance Door with 9 Lite Window, Red Shutters, Larger Windows, and Ramp



Quaker 10 x 14 Avocado with White Trim and Charcoal Shingles with optional Black Window Shutters and Gable Vents



Quaker 10 x 20 Beige with Green Trim and Green Shingles with optional Gable Vents, Larger Windows and Ramp



Standard CONFIGURATION

Standard 30 Year Architectural Shingles

Sturdy 2" x 4" Wall Construction with 5/8" Plywood Floor

Double Entrance Doors

Two 18" x 27" Windows with Shutters or Trim

Choice of Siding and Trim Colors

Carriage Featuring an offset roof peak, the Carriage building is similar to our popular Quaker style, but with less front overhang.



Carriage 8 x 12 Blue with White Trim and Gray Shingles with optional Gable Vents, Flower Boxes, and Ramp



Deluxe Colonial 12 x 16 Red with White Trim and Black Shingles and Black Doors with optional Deluxe Gable Vents and Larger Windows

THE Colonial Dutch

The Colonial Dutch is a variation of the classic Mini Barn. It features a hip roof and a high sidewall to accommodate doors. These two features combine to provide lots of headroom, helping your storage dollars stretch further. Consider adding a Loft to your

Colonial Dutch for expanded storage convenience.



Deluxe Colonial 10 x 16 Dawn Gray with White Trim and Black Shingles with optional Gable Vents and Transom Windows above Door



Colonial Dutch 10 x 12 Red with Beige Trim and Dual Brown Shingle Roof with optional Gable Vents and Arched Door Trim with no X



Colonial Dutch 12 x 20 Light Gray with White Trim and Black Shingles with optional Gable Vents, Double Side Door, Larger Windows, and Ramp



Colonial Dutch 10 x 16 Almond with White Trim and Black Shingles with optional Gable Vents and Larger Windows



Standard CONFIGURATION

Standard 30 Year Architectural Shingles

Sturdy 2" x 4" Wall Construction with 5/8" Plywood Floor

Double Entrance Doors

Two 18" x 27" Windows with Shutters or Trim

Choice of Siding and Trim Colors

Popular Upgrades TO CONSIDER



Gable Vents



Loft



Ramp



Double Side Doors



6' Mini Barn 12 x 20 Clay with White Trim and Charcoal Shingle Roof with optional Gable Vents

THE Mini BARN

The classic Mini Barn speaks genuine barn language. It will bring its own country charm to your backyard. We offer the Mini Barn in the 4' or 6' sidewall version, so make sure to evaluate your storage needs and order the one that works best for you. We also offer the Economy Barn, simply the best “storage value.”

Check out the options on pages 26 & 27.



6' Mini Barn 10 x 16 Dawn Gray with White Trim and Black Shingle Roof with optional Gable Vents



4' Mini Barn 10 x 12 Green with White Trim and Green Shingles with optional Gable Vents



4' Mini Barn 10 x 12 Beige with White Trim and Black Shingles with optional Gable Vents



Deluxe Monterey 10 x 14 Red with Buckskin Trim and Driftwood Shingles with Optional Deluxe Gable Vents, Transom Windows in Doors, Trim around doors with 12" Decorative Hinges, and Ramp



Standard CONFIGURATION

Standard 30 Year Architectural Shingles

Sturdy 2" x 4" Wall Construction with 5/8" Plywood Floor

Double Entrance Doors

Two 18" x 27" Windows with Shutters or Trim

Choice of Siding and Trim Colors

Popular Upgrades TO CONSIDER



Gable Vents



Loft



Ramp



Cupola/
Weathervane



Cape Cod Garage 12 x 28 Red with Red Trim and Charcoal Shingle Roof with optional Gable Vents, 6" Higher Side Walls, Extra Door with Transoms, Homestead Garage Door, Larger Windows, and Ramp

THE Garages

Our line of Garages draws on our most popular building and barn styles to create buildings large enough to store automobiles, boats and large equipment. Garages come standard with a steel overhead door and a heavy duty floor support system to carry thousands of pounds. Consider upgrading your Garage with a ramp for added convenience.



Deluxe Classic Garage 12 x 20 Red with White Trim and Black Shingles with optional Deluxe Gable Vents, Larger Windows, Shutters, Homestead Overhead Door and Ramp



Colonial Dutch Garage 14 x 24 Red with White Trim and Black Shingle Roof with optional Gable Vents, Double Side Doors, Perma-Corners, Larger Windows, and Ramp



A Frame Garage 12 x 24 Beige with White Trim and Cedar Shingles with optional Gable Vents, Single Side Door, and Ramp



Deluxe Cape Cod Garage 12 x 24 Avocado with Almond Trim and Black Shingles with optional Deluxe Gable Vents, Transom Windows in Door, Larger Windows, Heritage Overhead Door and Ramp

Garage Doors COLORS & FEATURES

White • Almond •
Sandtone • Deep Brown*

Insulated Garage Doors Available

*Garage Door colors vary slightly from our standard colors. See page 31.



Deluxe Colonial Garage 12 x 24 Almond with White Trim and Driftwood Shingles, Black Doors with optional Gable Vents, Transom Windows in Door and Shutters

Standard CONFIGURATION

Standard 30 Year
Architectural Shingles

Sturdy 2" x 4" Wall Construction

Heavy Duty 12" Floor Joists
with 5/8" Plywood Floor

Overhead Garage Door

Two 18" x 27" Windows
with Shutters or Trim

Choice of Siding and Trim Colors

Popular Upgrades TO CONSIDER



Single or
Double
Side Doors



Ramp



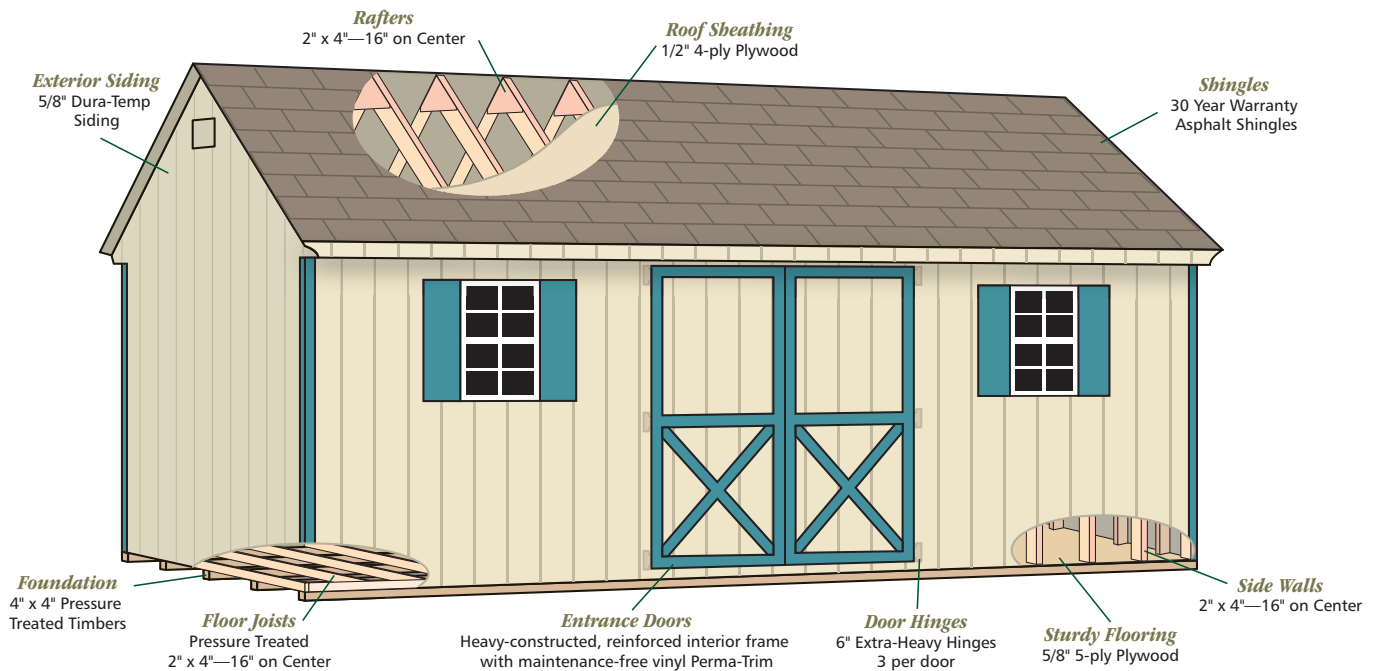
Double-Wide Garage 24 x 24 Gray with White Trim and Gray Shingles with optional Single Side Door, Larger Windows and Ramps

THE
Double Wide

An excellent storage solution for Cars, Boats and ATV's. The double-wide garage is delivered in two halves, and the assembly is finished after the building is set in place on your lot. It comes standard with two garage doors, three windows, one personnel door, and a full length ridge vent. Available up to 48' long. Double-wide buildings also available with vinyl siding.



Building FEATURES



Design and Specifications subject to change without notice. Not responsible for typographical errors or omissions.

Notes on BUILDING SIZES



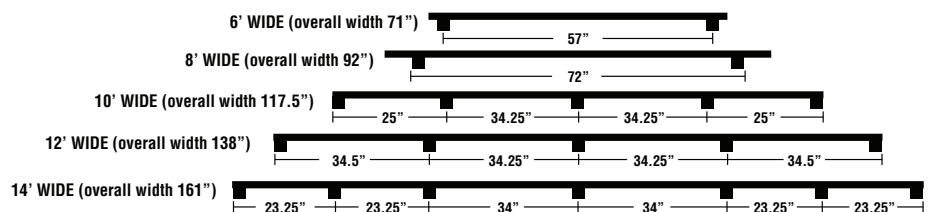
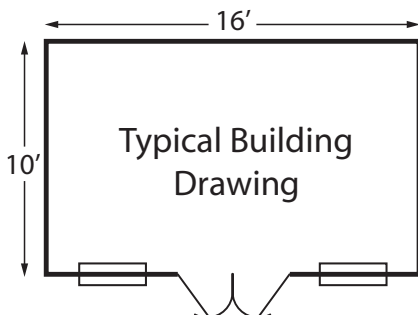
Site Preparation

A firm, flat and level area is needed on which to place your building. Crushed stone or gravel is preferred or a solid wood base such as railroad ties or pressure treated lumber.

Width / Length	Economy	Mini Barns 4' Walls	Mini Barns 6' Walls	Colonial Dutch	Villa, Cape, A-Frame	Carriage, Quaker
6 x 6	.	.				
8 x 8
8 x 8
8 x 10
8 x 12, 14, 16
10 x 10, 12, 14, 16, 18, 20, 24
12 x 12, 14, 16, 18, 20, 24	
12 x 28, 30, 32, 36, 38, 40, 44, 48		
14 x 20, 24, 28, 30, 32, 36, 38, 40, 44, 48		

Standard DOOR SIZES

Mini Barn	Classic, Cape Cod, Villa, A-Frame, Carriage, Quaker, Colonial Dutch	
8' wide - 48" 10' wide - 60" 12' wide - 72" 14' wide - 96"	8' wide - all doors 54" 10' wide x 12' and under - 54" 14' and up - 60"	12' wide x 12' and under - 54" 14' thru 18' - 60" 20' and up - 72"







Options & Upgrades

Enhance the Beauty and Practicality of your new building with our many options. In addition to those shown on these pages, we also offer optional treated floors and custom door sizes. Ask your representative for details.

Cupola and Weathervanes




Painted Eagle



Eagle



Carriage



Horse



Rooster

Wood Door Options



Standard



Arched Trim



Painted Doors



New England*

(*Transom Windows Available only with New England Deluxe Buildings)

Fiberglass Door Options



Raised Panel



6-Lite Window



9-Lite Window



Arch Top Window

Window Options



Standard 18" x 27"



Large 24" x 35"



Largest 30" x 35"



Trim Instead of Shutters



Jalousie 16" x 23"
(Standard on 6'-8" wide Mini Barns)



Jalousie 16" x 60"
(Standard on 10'-12" wide Mini Barns)



Flower Boxes



Gable Vent



Deluxe Gable Vent



Garden Vent

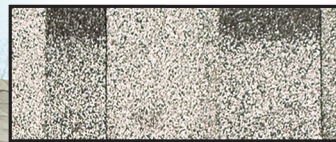


Ridge Vent




Lofts

Color Options For Your Building



Gray




Cedar



Dual Brown



Charcoal



Green



Driftwood



Black

Building, Trim, and Shutter Colors



Black/White



Navajo White



Sandstone



Beige



Buckskin




Clay




Light Gray




Sealskin




Dawn Gray




Wedgewood Blue




Avocado



Turf Green



Charcoal Brown



Barn Red

Overhead Garage Doors



Ramps



Regular Style



Homestead Style

Garage Door Colors


* Arctic White is the Standard Color



Almond



Sandtone



Deep Red



Deep Brown

New!



THE *Monterey*

• Designed for Even More Storage in Your Backyard