



green garden
COLLECTION





contents



SPECIAL OPTION SHEDS	3-5
NEW ENGLAND SHEDS	6-9
QUAKER SHEDS	10-11
A-FRAME SHEDS	12-15
CAPE SHEDS	16-17
DORMER SHEDS	18-19
MINI BARNs	20-21
DUTCH BARNs	22-23
GARAGES	24-25
DOUBLE-WIDE GARAGES	26
HORSE BARNs	27
MISC STRUCTURES & BUDGET	28-29
OPTIONS & FEATURES	30-31
STRUCTURAL DETAILS	32-33
COLOR OPTIONS	34-35

imagine how great it would be to have a place for everything! Room to store your tools and outdoor equipment... the kids' toys... camping or fishing gear... cars, bikes, boats... and more.

The Green Garden Collection brings you a delightful choice of handcrafted sheds created to give you the space you need to store all sorts of things.

Our attractive sheds are designed and built to offer you smart storage solutions that keep everything clean, safe and handy. From small sheds and mini barns to garages, horse barns and larger structures, all our sheds are crafted from quality materials to offer you lasting durability and beauty.

Choose the colors, features and options you desire. We'll create a shed that complements your landscape and simplifies your life.



cape with porch



eye-catching charm makes our Cape With Porch perfect as a playhouse, workshop, pool house, studio, guesthouse and so much more! Choose the size you need, along with the colors and options you like. We'll create a cozy backyard retreat just the way you want it.

STANDARD FEATURES

- 6' 9" Walls
- Loft Above Porch

12'x28' CAPE WITH PORCH

Siding: Sand
Trim: White
Roof: Driftwood
Shutters: Black

- Gable Vents
- 6' x 12' Porch
- 24" x 36" Windows
- Fiberglass Doors
- 3' Door w/11 Lite Glass
- Double Doors 6" Higher
- Composite Decking



12'x16' CAPE WITH PORCH

Siding: Brown
Trim: White
Roof: Gray
Shutters: White

- Wood Decking
- 18" x 36" Windows
- Vents
- 9 Lite Steel Door
- 1/2 Round Window
- 4' Porch





special option SHEDS



10'x16' CAPE NEW ENGLAND

Siding: Navajo Trim: Clay
Roof: Driftwood Shutters: Black

- **Transom Dormer Package**
- Classic Gable Vents
- Black Doors
- Deluxe Hinges
- Transom Windows in Doors



10'x14' CAPE NEW ENGLAND

Siding: Clay Trim: Almond
Roof: Driftwood

- **Dormer Package**
- Gable Vents
- Red Doors
- Transom Windows in Doors
- Deluxe Hinges
- 24" x 36" Windows



10'x14' CAPE NEW ENGLAND

Siding: Clay Trim: Beige
Roof: Brown

- **32" Overhang**
- Classic Gable Vents
- 24" x 27" Brown Windows
- Brown Doors
- Transom Windows in Doors





10'x14' QUAKER NEW ENGLAND

Siding: Clay
Trim: Navajo White
Roof: Cedar

- Heritage Doors
- Heritage Windows
- Classic Gable Vents



12'x14' CAPE NEW ENGLAND

Siding: Light Gray Trim: Navajo
Roof: Driftwood

- Lap Siding
- Classic Gable Vents
- Clay Doors
- Transom Windows in Doors
- 12" Clay Z-Shutters
- 30" x 36" Windows



10'x14' QUAKER

Siding: White Trim: White
Roof: Charcoal Gray Shutters: Red

- Gray Stone Front
- Gable Vents
- 4-Lite Glass Doors
- 18" x 36" Windows
- 7/12 Pitch Roof
- D-4 Siding





new england SHEDS

CLASSIC YANKEE APPEAL





With its simple, classic style, our New England shed fits perfectly into nearly any backyard setting. Choose from a variety of sizes and models designed to suit your needs. A long list of standard features includes architectural shingles and boxed window trim. Add transom windows for even more style and appeal.

STANDARD FEATURES

- Keyed "L" Latches
- Paintable Composite Trim
- Special Turnbuckle Braces on Doors
- Architectural Shingles
- Doors Painted the Same as Trim Color
- 7/12 Pitch Roof
- 2 - 18" x 27" Windows
- Arch Window Trim on Quakers
- 6" Black Decorative Hinges

12'x16' CAPE

Siding: Red
Trim: Navajo
Roof: Driftwood

- Classic Gable Vents
- Transom Windows above doors
- Avocado Doors
- Deluxe Hinges
- 3' Door

12'x16' CAPE

Siding: Navajo
Trim: Red
Roof: Driftwood

- Transom Windows in Doors
- Gable Vents



8'x12' CAPE

Siding: Gray
Trim: White
Roof: Black

- Classic Gable Vents
- Red Doors
- Deluxe Hinges



10'x12' CAPE

Siding: White
Trim: Clay
Roof: Driftwood

- Transom Windows in Doors
- Classic Gable Vents





new england SHEDS

CLASSIC YANKEE APPEAL





10'x14' QUAKER

Siding: Khaki
Trim: Navajo
Roof: Driftwood

- Classic Gable Vents
- 24" x 27" Windows
- Red Doors
- Deluxe Hinges
- Transom Windows in Doors
- Vinyl Siding
- 5' Ramp

10'x16' QUAKER

Siding: White
Trim: Blue
Roof: Black

- 24" x 27" Windows
- Gable Vents



8'x14' QUAKER NEW ENGLAND

Siding: Tan
Trim: White
Roof: Black

- Manor Doors
- Heritage Windows
- Classic Gable Vents



12'x16' DUTCH NE

Siding: Beige
Trim: White
Roof: Cedar

- Classic Gable Vents
- Avocado Doors
- Deluxe Hinges
- 6' Ramp





quaker SHEDS

TIMELESS SIMPLICITY





Designed and crafted with simplicity in mind, our Quaker shed puts the spotlight on utility. No frills, but just enough style to add beauty and value to your property. The quaint roof overhang delivers timeless charm while the added headroom means you can even add a loft – for more storage space and versatility.

STANDARD FEATURES

- Keyed Latches
- Special Turnbuckle Braces on Doors (T-111 only)
- Vinyl Louvered Shutters
- 6' 3" Back Wall, 7' 3" Front Wall
- Steel or Fiberglass Doors on Vinyl
- Wood Doors Painted Inside (T-111 Only)
- 2 - 18" x 27" Windows

10' x 12' QUAKER

Siding: Stone Gray
Trim: White
Roof: Charcoal Gray
Shutters: Blue

- Gable Vents

10' x 16' QUAKER

Siding: Khaki
Trim: White
Roof: Driftwood
Shutters: Blue

- Gable Vents
- 11-Lite Glass Doors
- 24" x 27" Windows
- Flower Boxes
- D-4 Siding

12' x 20' QUAKER

Siding: Navajo
Trim: Green
Roof: Cedar

- Gable Vents
- 3' Door
- 30" x 36" Windows
- 6' Ramp

8' x 12' QUAKER

Siding: Almond
Trim: Clay
Roof: Cedar

- Gable Vents
- Flower Boxes
- Brown Windows





a-frame VINYL SHEDS

UNCOMPLICATED STYLE





With its clean lines and uncomplicated style the classic A-Frame shed is perfect for nearly any property. A choice of doors, colors and other valuable options make this simple design a versatile storage solution at an affordable price.

STANDARD FEATURES

- Keyed Latches
- Special Turnbuckle Braces on Doors (T-111 only)
- 5/12 Pitch Roof
- Vinyl Louvered Shutters
- 6' 3" Walls
- Steel or Fiberglass Doors on Vinyl
- Wood Doors Painted Inside (T-111 Only)
- 2 - 18" x 27" Windows

10' x 16' A-FRAME

Siding: Beige
Trim: White
Roof: Cedar
Shutters: Green

- Gable Vents
- Flower Boxes
- 5' Ramp

10' x 14' A-FRAME

Siding: White
Trim: White
Roof: Black
Shutters: Black

- Gable Vents
- 24" x 27" Windows
- Black Fiberglass Doors
- 7/12 Pitch Roof

8' x 10' A-FRAME

Siding: Khaki
Trim: White
Roof: Black
Shutters: Black

- Gable Vents
- Raised Panel Shutters

10' x 12' A-FRAME

Siding: Pewter
Trim: White
Roof: Charcoal Gray

- Gable Vents
- 5' Ramp
- D-4 Siding
- Boxed Window Trim





a-frame DURATEMP T-111 SHEDS

UNCOMPLICATED STYLE





8'x12' A-FRAME

- Siding: Beige
Trim: White
Roof: Black
Shutters: Black
- Gable Vents

10'x14' A-FRAME

- Siding: Charcoal Brown
Trim: Red
Roof: Red
- 24" x 36" Brown Windows
 - Red Metal Roof
 - No "X" in Door Trim
 - Gable Vents

12'x20' A-FRAME

- Siding: Almond
Trim: White
Roof: Driftwood
Shutters: Red
- Gable Vents
 - 3' Door
 - 6' Ramp

10'x14' HIP BARN

- Siding: Almond
Trim: White
Roof: Driftwood
Shutters: Red
- Ridge Vent





cape SHEDS

LASTING CHARM





The perfect backyard accent, the Cape shed lends an air of charm to your landscape while adding valuable storage convenience to your life. Choose the size and color you desire. Add flower boxes for even more quaint style.

STANDARD FEATURES

- Keyed Latches
- Special Turnbuckle Braces on Doors (T-111 only)
- 7/12 Pitch Roof
- Vinyl Louvered Shutters
- 6' 3" Walls
- Steel or Fiberglass Doors on Vinyl
- Wood Doors Painted Inside (T-111 Only)
- 2 - 18" x 27" Windows

10'x14' CAPE

Siding: Khaki
Trim: Khaki
Roof: Driftwood
Shutters: Red

- Gable Vents
- Khaki Doors
- Brown Windows
- Raised Panel Shutters

10'x12' CAPE

Siding: Ivory
Trim: White
Roof: Black
Shutters: Black

- Gable Vents
- 9-Lite Glass In Doors
- 24" x 27" Windows
- 5' Ramp

10'x12' CAPE

Siding: Gray
Trim: White
Roof: Gray

- Gable Vents
- Steel Doors
- Flower Boxes

12'x20' CAPE

Siding: Sand
Trim: White
Roof: Brown
Shutters: Brown

- Gable Vents
- 24" x 36" Windows
- Fiberglass Doors
- 3' Door w/15-Lite Glass





dormer SHEDS

BACKYARD ELEGANCE





With its distinctive styling, the Dormer shed turns an ordinary structure into something quite extraordinary. Great as a garden shed, but also perfect as a backyard studio, workshop or pool house. Double doors provide easy access for larger items.

STANDARD FEATURES

- Keyed Latches
- Special Turnbuckle Braces on Doors (T-111 Only)
- 7/12 Pitch Roof
- Vinyl Louvered Shutters
- 6' 3" High Walls
- Wood Doors Painted Inside (T-111 Only)
- 11-Lite Steel Door
- Octagon Window
- Steel or Fiberglass Doors on Vinyl
- Double Wood Doors on T-111
- 2 - 18"x 27" Windows

12' x 20' DORMER

- Siding: Pewter
Trim: White
Roof: Charcoal Gray
Shutters: Red
- 30" x 36" Windows
 - 12" Raised Panel Shutters

10' x 12' DORMER

- Siding: Sand
Trim: White
Roof: Black
Shutters: Black
- Gable Vents



10' x 16' DORMER

- Siding: Charcoal Brown
Trim: White
Roof: Brown
Shutters: White
- Gable Vents
 - 1/2 Round Window
 - Flower Boxes



10' x 16' DORMER

- Siding: Khaki
Trim: Khaki
Roof: Driftwood
Shutters: Green
- 24" x 36" Windows
 - 1/2 Round Window
 - Dormer Offset
 - Khaki Doors with 9-Lite Glass





mini barns

QUINTESSENTIAL COUNTRY





a beloved classic, the Mini Barn brings a bit of country charm to any backyard setting. Whether you choose the classic “little red barn” look or another color to complement your home or landscape, you’re sure to appreciate the quality and convenience this popular storage solution offers.

STANDARD FEATURES

- Keyed Latches
- Special Turnbuckle Braces on Doors (T-111 Only)
- 3’ 9” High Walls
- Steel or Fiberglass Doors on Vinyl
- Wood Doors Painted Inside (T-111 Only)
- 1-Window

10’x12’ MINI BARN

- Siding: Red
Trim: White
Roof: Black
- Gable Vents
 - 5’ Ramp

8’x10’ MINI BARN

- Siding: Light Gray
Trim: White
Roof: Gray
- Gable Vents



10’x16’ 6’ WALL BARN

- Siding: Gray
Trim: White
Roof: Charcoal Gray
- Gable Vents
 - 5’ Ramp



10’x14’ ECONOMY SHED

- Siding: Clay
Trim: Red
Roof: Driftwood
- Gable Vents
 - 5’ Ramp





dutch barns

HARDWORKING STANDARD





When you've got lots of equipment or gear to store, the spacious Dutch Barn is a great choice. With its cherished roof style, convenient double doors, high walls and durable construction, it promises to work hard for you year after year.

STANDARD FEATURES

- Keyed Latches
- Special Turnbuckle Braces on Doors (T-111 Only)
- 6' 3" High Walls
- Steel or Fiberglass Doors on Vinyl
- Wood Doors Painted Inside (T-111 Only)

12'x20' DUTCH BARN

- Siding: Red
Trim: Clay
Roof: Driftwood
- Gable Vents

10'x16' DUTCH BARN

- Siding: Charcoal Brown
Trim: White
Roof: Brown
- Gable Vents
 - Box Trim
 - 5' Ramp



10'x14' DUTCH BARN

- Siding: Stone Gray
Trim: Gray
Roof: Gray
- Gable Vents
 - 5' Ramp



8'x12' DUTCH BARN

- Siding: Chestnut
Trim: Brown
Roof: Brown
- Gable Vents
 - Brown Windows





garages

CLUTTER-BUSTING BEAUTY





Kee your driveway or property clear of cars and clutter with a quality built garage. Designed to offer you the added space and security you demand, each garage can accommodate cars, boats, bikes or plenty of equipment and gear. Choose the style you like best.

STANDARD FEATURES

- 12" On Center Floor Joists
- Dutch Corner Opening
- 9' x 7' White Garage Door without Glass

12'x20' CAPE NEW ENGLAND

Siding: Avocado
Trim: White
Roof: Black

- Classic Gable Vents
- Garage Door with Sunray Glass
- Black 3' Door with Transom Windows
- 24" x 36" Windows
- Black 12" Z-Shutters
- 6' 9" Walls

12' x 24' A-FRAME

Siding: Light Gray
Trim: White
Roof: Driftwood
Shutters: White

- Gable Vents
- 7' 3" Walls
- 3' Door
- Garage Door
- 8' Ramp

12' x 24' DUTCH BARN

Siding: Clay
Trim: White
Roof: Cedar

- Gable Vents
- Garage Door
- 3' Door
- 24" x 36" Windows
- 8' Ramp

12' x 24' CAPE

Siding: Pewter
Trim: White
Roof: Black
Shutters: Black

- 30" x 36" Slider Windows
- Vents
- 6' 9" Walls
- 3' Steel Door
- Garage Door with Sun Ray Glass
- 8' Ramp





double-wide garages

TWICE AS NICE



24' x 24' DOUBLE WIDE

Siding: Ivory
Trim: White
Roof: Driftwood
Shutters: Green

- 9' x 7' Garage Doors
- 24" x 27" Windows
- Custom Ramps



24' x 24' DOUBLE WIDE

Siding: Clay
Trim: White
Roof: Driftwood
Shutters: White

- 9' x 7' Garage Doors
- 24" x 27" Windows
- Optional Sun Ray Glass



Kee your vehicles safe and out of the elements with a convenient Double Wide Garage. Designed to complement your home and landscape, our attractive, well-built garages offer you valuable storage space and may increase your property value at the same time.

STANDARD FEATURES

- 3 - 24" x 27" Slider Windows
- 3' Steel Door on Vinyl
- 3' Wood Door on T-111
- Full Length Ridge Vent
- Shutters

20' WIDE GARAGES

- 2 - 8' x 7' Overhead Doors
- 7' 3" Walls

24' WIDE GARAGES

- 2 - 9' x 7' Overhead Doors
- 6' 9" Walls



horse barns



With a choice of Horse Barns, Turn Outs and Tack Rooms, we've got what it takes to fulfill all your equestrian and ranching needs. Smart design and quality construction mean our attractive barns will keep your prized animals safe and comfortable.

STANDARD FEATURES

- Horse Shoe Latches
- 6' 3" Back Wall, 7' 3" Front Wall
- Wood Doors Painted Inside



12' x 18' TURN OUT & TACK ROOM

Siding: Charcoal
Trim: Beige
Roof: Cedar

- Cupola with Weathervane
- 3' Door
- Tack Room
- Kick-board



12' x 30' TACK ROOM & TWO STALLS

Siding: Clay
Trim: Almond
Roof: Gray

- Cupola with Weathervane
- Tack Room
- Three 4' Dutch Doors
- Kick-board



10' x 16' HORSE BARN

Siding: Chestnut
Trim: Brown
Roof: Brown

- Kick-board





misc STRUCTURES



4'x6'
WOODSHED

Siding: White
Trim: Black
Roof: Black



Along with basic sheds, garages and barns, we're proud to offer a variety of specialty structures designed to meet your specific needs. Keep your firewood handy and dry with an attractive Woodshed, available in many sizes. Our Dog Cabins offer clean, comfortable accommodations for your beloved pets.



6'x8'
WOODSHED

Siding: Navajo
Trim: Clay
Roof: Black

- Chicken Coop Package



8'x10'
DOG CABIN

Siding: Clay
Trim: Navajo
Roof: Cedar



budget SHEDS



don't let cost keep you from enjoying much-needed storage space. Our line of Budget Sheds delivers quality and value you'll appreciate. Choose from several sizes and styles designed to offer you the affordable solution you deserve.



10' x 12' BUDGET A-FRAME

Siding: Light Gray
Trim: White
Roof: Charcoal Gray
Shutters: Blue

- Gable Vents



8' x 10' BUDGET A-FRAME

Siding: Clay
Trim: White
Roof: Driftwood

- Gable Vents



8' x 12' BUDGET BARN

Siding: Beige
Trim: White
Roof: Black

- Gable Vents





options & FEATURES

A VARIETY OF BEAUTIFUL POSSIBILITIES

OPTIONS AVAILABLE

- Vents
- Ridge Vent
- Pressure-Treated Floors
- Pressure-Treated Joists
- Diamond Plate Threshold
- Cupolas
- Weathervanes
- 7/12 Roof Pitch
- Pre-hung House Doors
- Special Size Windows and Doors
- Extra Windows
- 12" Vinyl Shutters
- Lofts
- Work Bench
- Shelving
- Pegboard
- Overhead Garage Doors
- Pressure-Treated Ramps
- Thermal Pane Windows
- Wood or Poly Lumber Flower Boxes
- And Many More...



15-Lite Glass Door



11-Lite Glass Door



9-Lite Glass Doors



30" x 36" Window
with 12" Raised Panel Shutters



24" x 36" Window
with Shutters



Arched Door Opening
with Carriage Style Door



Sunray Glass Door



4-Lite Glass Doors



Fiberglass Doors



Heritage Doors



Manor Doors



Prehung House Door



Octagon Window
Standard in Dormer



Half Round Window



Classic Vents



Diamond Plate Edge



Doors Painted Inside



Standard Glass Door



Flowerboxes



Lofts, Workbenches
and Pegboards



Cupolas

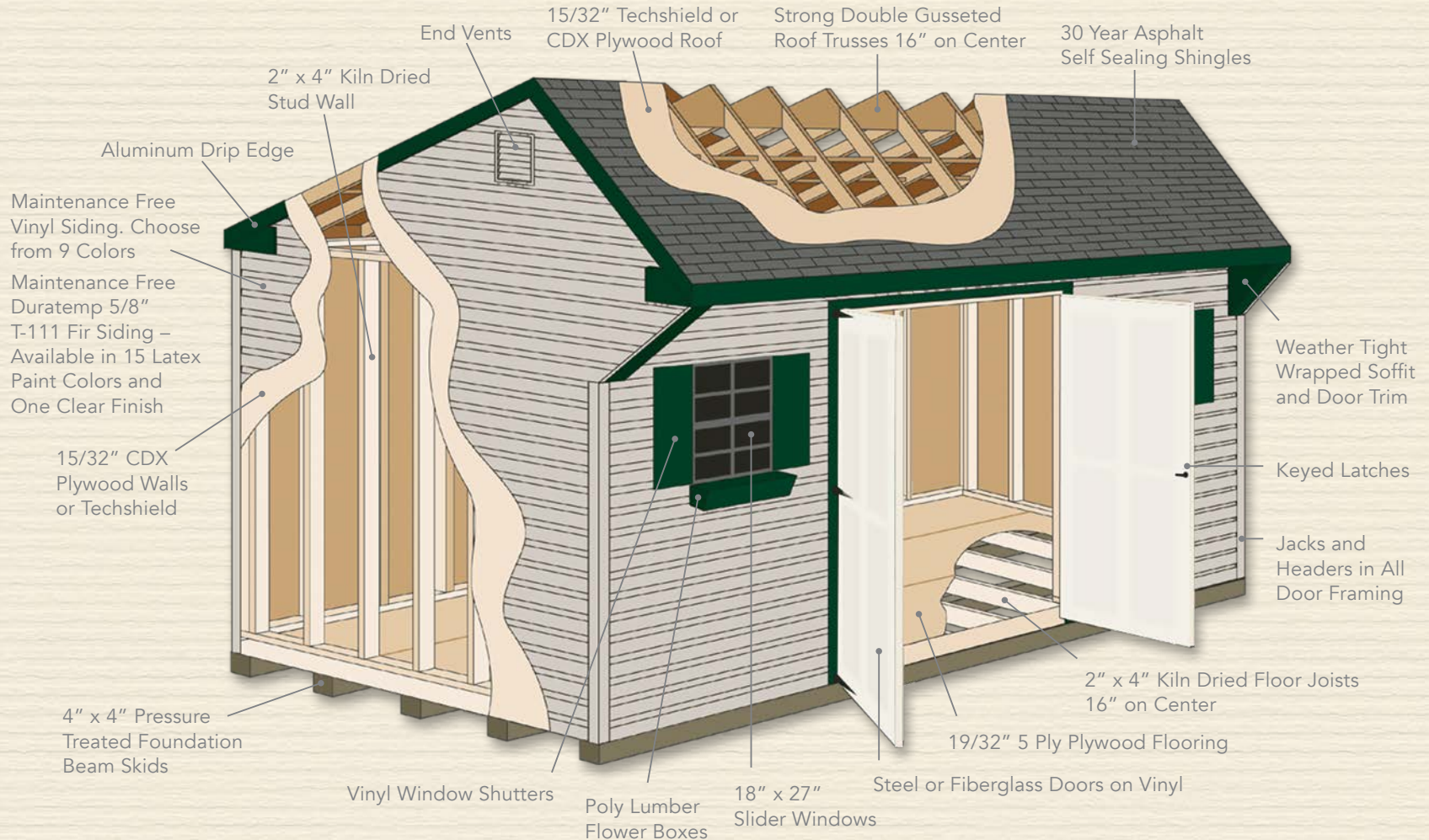


Stone Base Foundation



structural details & DELIVERY OPTIONS

QUALITY FROM START TO FINISH





DOUBLE DOORS

All Sheds Include One Double Door*

- 70" door height

Barn Style Sheds:

- 8' Wide Barns – 4' Wide Door
- 12' Wide Barns – 6' Wide Door
- 10' Wide Barns – 5' Wide Door
- 14' Wide Barns – 6' Wide Door

A-frame, Quaker, and Dutch Style Sheds

- 8' Wide – 4'6" Wide Door
- 10' Wide x 12' Length & Shorter – 4'6" Wide Door
- 10' Wide x 14' Length & Longer – 5' Wide Door
- 12' Wide x 12' Length & Shorter – 4'6" Wide Door
- 12' Wide x 14' to 18' Length – 5' Wide Door
- 20' & Longer – 6' Wide Door

6' Wide Barns have a 3' Single Door.

SKID PLACEMENT

71" (6' Wide Building)

60¼" Center to Center

92" (8' Wide Building)

68½" Center to Center

117½" (10' Wide Building)

25" 33¾" 33¾" 25"
Outside to Center - Center to Center - Center to Center - Outside to Center

138" (12' Wide Building)

35¼" 33¾" 33¾" 35¼"
Outside to Center - Center to Center - Center to Center - Outside to Center

164" (14' Wide Building)

23" 23¼" 33¾" 33¾" 23¼" 23"
All Measurements are Left Edge to Left Edge on this 14' Skid

NOTE: Skid Size is Not Actual Floor Space Dimension.

DELIVERY OPTIONS

We'll bring your new shed right to you! Using the latest shed hauling and placement technology, we can deliver your shed to your prepared site. All we ask is that your site is situated for backup, with drop-off access from the rear of our trailer. Please call us for more details. We can also tell you about pick-up and other delivery options available.







CHOOSE FROM OUR EXTENSIVE COLOR PALETTE

VINYL SIDING COLORS



ALUMINUM TRIM COLORS For Vinyl Sided Sheds







DURATEMP T-111 SIDING OR PAINTED TRIM COLORS



Brown



Green



Gray



Blue



Chestnut




Beige



White



C. W. F.



Light Blue



Clay




Tan



Black



Red



Light Gray



Almond



Avacado




Navajo White


30 YEAR ARCHITECTURAL SHINGLES




Cedar



Green




Driftwood




Brown



Gray



Black



Weatherwood



Charcoal Gray

